


# Apfel DIN41612 Connectors

## DIN 41612 EUROCARD CONNECTORS



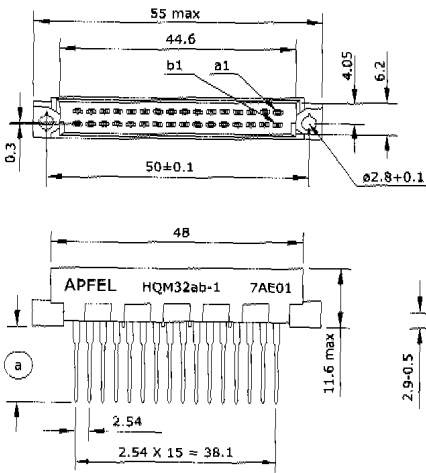
### Vertical Male Type Half Q Compliant Press-Fit Connectors-Inversed



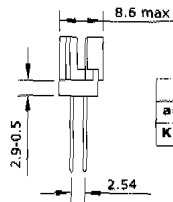
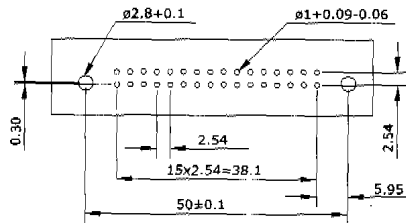
**Option:**

- Extended male contact
- Please refer to page 33 for complete part number coding.
- Other variations, please consult factory.

**Dimensions**



**Recommended P.C.B. layout**



	P	PWAA	PWAB	PWBA	PWBB
a=	5	13	13	17	17
K=		0.64x0.64	0.6x0.6	0.64x0.64	0.6x0.6

**Ordering Information**

Number of contacts	Rows/Positions with Contact	Class3			Class2			Pitch
		-FG Flash gold on tail			-2Tin-plated on tail -FG Flash gold on tail -2G Gold-plated on tail			
		5.0mm	13mm Wrap post	17mm Wrap post	5.0mm	13mm	17mm	
32	a+b	HQM32ab P	HQM32ab PWAA HQM32ab PWAB	HQM32ab PWBA HQM32ab PWBB	HQM32ab P-2	HQM32ab PWAA-2 HQM32ab PWAB-2	HQM32ab PWBA-2 HQM32ab PWBB-2	2.54mm
16	a+b All even no.	HQM16ab P	HQM16ab PWAA HQM16ab PWAB	HQM16ab PWBA HQM16ab PWBB	HQM16ab P-2	HQM16ab PWAA-2 HQM16ab PWAB-2	HQM16ab PWBA-2 HQM16ab PWBB-2	5.08mm half-loaded

**Remarks:**

P—Straight press-fit 5.0mm tail length

PWAB, PWAA—Straight press-fit 13mm tail length

PWBB, PWBA—Straight press-fit 17mm tail length

K—Cross section of wrap post (Thickness x Width)

Dimensions shown are for reference purpose only. All dimensions are in millimeters unless otherwise specified.

**Apfel-Europe** (a division of Westfield Distribution Ltd) (E&OE)

TEL: +44(0)1488 685183 E-mail: sales@apfel.co.uk FAX: +44(0)1488 685430

Disclaimer – Due to technical progress, all designs, specifications, data sheets and components are subject to change without notice. All product information contained in this catalogue / data sheet is for information only – NOT SPECIFICATION.

Please call / fax / e-mail for samples and full engineering drawings. Certificates of conformance issued if required. .

# Apfel DIN41612 Connectors

## APFEL

## FEATURES OF DIN 41612 EUROCARD

### Two-piece printed circuit connectors

#### ■ Indirect connectors

It can eliminate the problems of board warpage, different board thickness

#### ■ High density

96 contacts in 2.54mm grid are available in a compact body.

#### ■ High reliability

Dual beam metal-to-metal contact polarized connectors for all series to prevent mismatching.

This connectors are versatily used in telecommunications, instruments, computers, control system ect.

#### • General specifications:

**Number of contacts:** 16,24,32,48,64,96

**Contact spacing:** 2.54mm(0.1"),5.08mm(0.2" half-loaded)

#### Material

**Insulator:** Glass filled polyester (PBT, UL flammability 94V-0)

**Contacts:** Female copper alloy, male brass

**Contact finish:** Contact area: gold over nickel (per requirements of performance class 3, class 2)

**Termination area:** TIN-plated or gold-plated for long wrap post

#### Mechanical

##### Insertion force:

96 contacts max 90N

64 contacts max 60N

48 contacts max 45N

32 contacts max 30N

16 contacts max 15N

Withdrawl force per contact: min 0.15N

Temperature range:-55°C to +125°C

Air and creepage distance 1.2mm min

#### Electrical

##### Current rating:

20°C 2A

70°C 1A

100°C 0.5A

**Contact resistance:**  $\leq 20m\Omega$

(testing current 100mA)  $\leq 40m\Omega$  after 400 mating cycles

**Capactance between adjacent contacts:** Appr.2PF

**Insulation resistance:**  $\geq 10^{10}\Omega$  (between adjacent cotacts at 100VDC)

**Test voltage:** 1,000Vrms between contacts (2.54mm spacing)

1,550Vrms between contacts (5.08mm spacing)

1,550Vrms between contacts and body

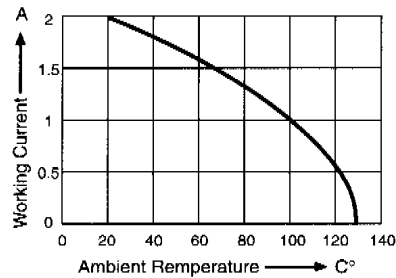
**Operating voltage:** 250V AC

• Specifications are subject to change without prior notice.

• All dimensions are in mm (milli meter)

#### Agency Approval

• U/L File E149341,Electric rating:250V, 2A



**Apfel-Europe** (a division of Westfield Distribution Ltd) (E&OE)

TEL: +44(0)1488 685183 E-mail: sales@apfel.co.uk FAX: +44(0)1488 685430

Disclaimer – Due to technical progress, all designs, specifications, data sheets and components are subject to change without notice. All product information contained in this catalogue / data sheet is for information only – NOT SPECIFICATION.

Please call / fax / e-mail for samples and full engineering drawings. Certificates of conformance issued if required. .

# Apfel DIN41612 Connectors

**APFEL**

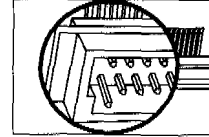
**DIN 41612 EUROCARD CONNECTORS**

**OPTIONS:**

**-X**

**EXTENDED MALE CONNECTORS  
—EARLY MAKE/LATE BREAK**

APFEL provides the early make /late break extended male contacts connectors. Before entering order, please advise the positions of extended male contacts of Row a, Row b, Row c and request for correct P/N coding for this variation. Please refer to page 33 for complete part number coding. E.G. CM96abc R-X1(contact positions, a1.b1.c1.a32.b32.c32, with extended longer contact.)



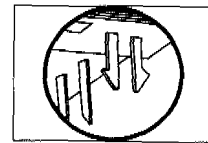
**-MC**

**CONNECTORS WITH PRE-INSTALLED  
SNAP-IN MOUNTING CLIPS**

The mounting clips are designed for use with 1.6mm (0.062")P.C.B. thickness. The material of mounting clips is copper alloy and it is Tin plated.

All solder connectors can be ordered with this feature.

Please refer to page 33 for the complete part number coding. E.G. CM 64ac R-MC1, CF64ac T-MC2.



**-C**


**WITHOUT LOSS OF CONTACTS  
CODING SYSTEM**

APPEL provides coded connectors for type B.C.Q.R.M.

The coded connectors are with following advantages

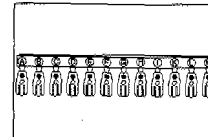
- Without loss of contact
- No need to break off the plastic housing, no tools are required.
- Manually keying, keying can be changed and corrected easily.

E.G. CM64ac R-C



**KEYING COMB SET**

Each comb set includes 12keys, please order separately. Ordering part number for this plastic comb set is CS12



**Apfel-Europe** (a division of Westfield Distribution Ltd) (E&OE)

TEL: +44(0)1488 685183 E-mail: sales@apfel.co.uk FAX: +44(0)1488 685430

Disclaimer – Due to technical progress, all designs, specifications, data sheets and components are subject to change without notice. All product information contained in this catalogue / data sheet is for information only – NOT SPECIFICATION.

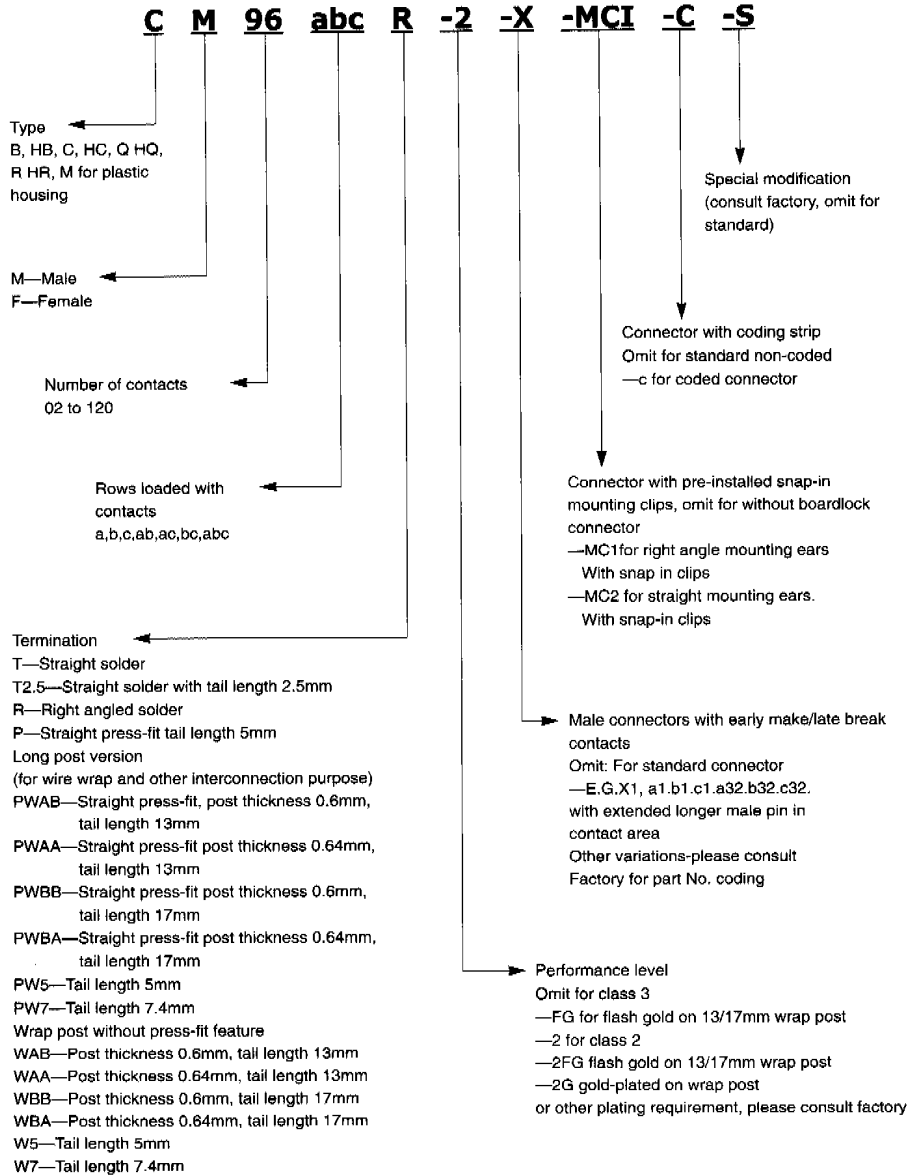
Please call / fax / e-mail for samples and full engineering drawings. Certificates of conformance issued if required. .

# Apfel DIN41612 Connectors

## DIN 41612 EUROCARD CONNECTORS

# APFEL

### How to Order



**Apfel-Europe** (a division of Westfield Distribution Ltd) (E&OE)

**TEL: +44(0)1488 685183 E-mail: sales@apfel.co.uk FAX: +44(0)1488 685430**

*Disclaimer – Due to technical progress, all designs, specifications, data sheets and components are subject to change without notice. All product information contained in this catalogue / data sheet is for information only – NOT SPECIFICATION.*

*Please call / fax / e-mail for samples and full engineering drawings. Certificates of conformance issued if required. .*

# Apfel DIN41612 Connectors

## ENQUIRY FORM

*Faxback to Apfel-Europe on: +44 (0) 1488 685430*

*Or telephone +44 (0) 1488 685183*

**SAMPLES / QUOTATION / TECHNICAL ASSISTANCE ON THE FOLLOWING:**

Your Part No	Competition Part No	Apfel Part No	Qty per mth/yr

Notes / Descriptions:.....

.....  
.....  
.....  
.....  
.....

Your Name:.....

Company:.....

Address:.....

.....

Tel:..... Fax:.....

**Apfel-Europe** (a division of Westfield Distribution Ltd) (E&OE)

**TEL: +44(0)1488 685183 E-mail: sales@apfel.co.uk FAX: +44(0)1488 685430**

*Disclaimer - Due to technical progress, all designs, specifications, data sheets and components are subject to change without notice. All product information contained in this catalogue / data sheet is for information only - NOT SPECIFICATION. Please call / fax / e-mail for samples and full engineering drawings. Certificates of conformance issued if required.*