


APFEL – 2.0mm HARD METRIC CONNECTORS

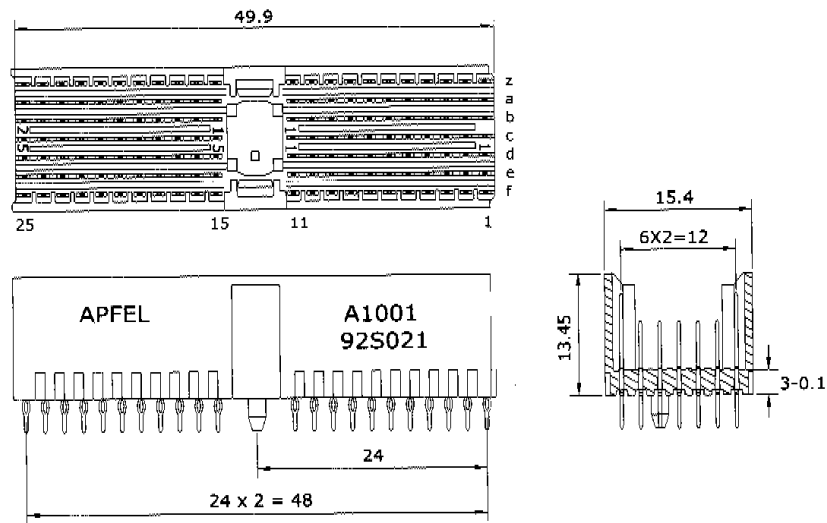
Vertical Male Type A Connectors for Fix Boards

(BACKPLANE CONNECTORS)

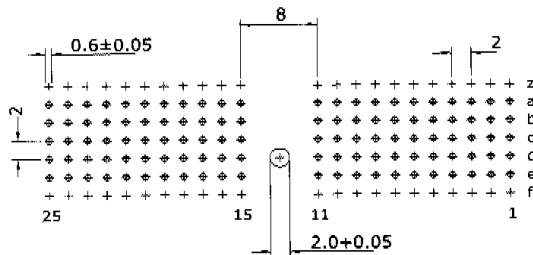
Type A Connectors provides 110 signal contacts plus 44 optional shielding contacts in 5+2 row X 25 position. The MPC(multipurpose center) provides alignment guides and accepts optional coding keys. Locating peg prevents a wrong assembly and gives an accurate position.



Dimensions



Recommended P.C.B. layout



Dimensions shown are for reference purpose only. All dimensions are in millimeters unless otherwise specified.

Apfel-Europe (a division of Westfield Distribution Ltd) (E&OE)

TEL: +44(0)1488 685183 E-mail: sales@apfel.co.uk FAX: +44(0)1488 685430

Disclaimer – Due to technical progress, all designs, specifications, data sheets and components are subject to change without notice. All product information contained in this catalogue / data sheet is for information only – NOT SPECIFICATION. Please call / fax / e-mail for samples and full engineering drawings. Certificates of conformance issued if required.

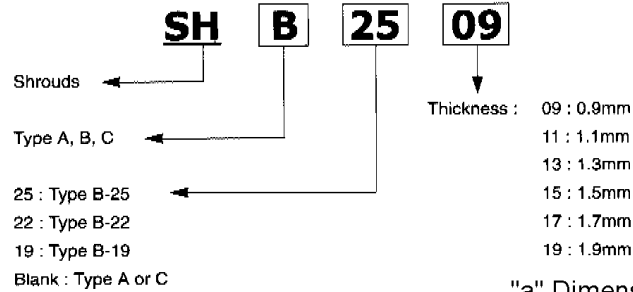
APFEL – 2.0mm HARD METRIC CONNECTORS

Shrouds for Type A/B/C Vertical Male Connectors

Shrouds are fitted over the secondary side of a connectors with extended length of tails to provide a protected mating interface and compensate for a range of backplane thickness. Shrouds with 6 different base thickness are provided for application in various thickness of backplane.



Ordering Information



"a" Dimension please refer to Page 28

Dimensions shown are for reference purpose only. All dimensions are in millimeters unless otherwise specified.

please see next page for more information.

Apfel-Europe (a division of Westfield Distribution Ltd) (E&OE)

TEL: +44(0)1488 685183 E-mail: sales@apfel.co.uk FAX: +44(0)1488 685430

Disclaimer – Due to technical progress, all designs, specifications, data sheets and components are subject to change without notice. All product information contained in this catalogue / data sheet is for information only – NOT SPECIFICATION. Please call / fax / e-mail for samples and full engineering drawings. Certificates of conformance issued if required.

APFEL – 2.0mm HARD METRIC CONNECTORS

CODING KEYS

Coding keys are snapped into both male and female of MPC (Multipurpose Center) in the Type A, L and M connectors to prevent damage to the system resulted from incorrect insertion of cards. Only connector pairs equipped matching coding keys are intermateable. The unique color of the coding pairs provides easy visual identification of the correct mating connectors.

Ordering Information

Coding Key	Code Number	Color	Part Number	Coding Key	Code Number	Color	Part Number
	3568	Pastel orange	PMC3568		1247	Pastel orange	RMC1247
	3478	Steel Blue	PMC3478		1256	Steel Blue	RMC1256
	3467	Slate grey	PMC3467		1258	Slate grey	RMC1258
	3456	Cadmium yellow	PMC3456		1278	Cadmium yellow	RMC1278
	2578	Reseda green	PMC2578		1346	Reseda green	RMC1346
	1567	Brilliant blue	PMC1567		2348	Brilliant blue	RMC2348
	1356	Blue/lilac	PMC1356		2478	Blue/lilac	RMC2478
	4678	Ochre yellow	PMC4678		1235	Ochre yellow	RMC1235
	1248	Strawberry red	PMC1248		3567	Strawberry red	RMC3567
	1236	Nut brown	PMC1236		4578	Nut brown	RMC4578

The color/code number combinations listed above follow IEC61076-4-101 recommendation.
Consult factory for other versions.

Apfel-Europe (a division of Westfield Distribution Ltd) (E&OE)

29

TEL: +44(0)1488 685183 E-mail: sales@apfel.co.uk FAX: +44(0)1488 685430

Disclaimer – Due to technical progress, all designs, specifications, data sheets and components are subject to change without notice. All product information contained in this catalogue / data sheet is for information only – NOT SPECIFICATION. Please call / fax / e-mail for samples and full engineering drawings. Certificates of conformance issued if required.

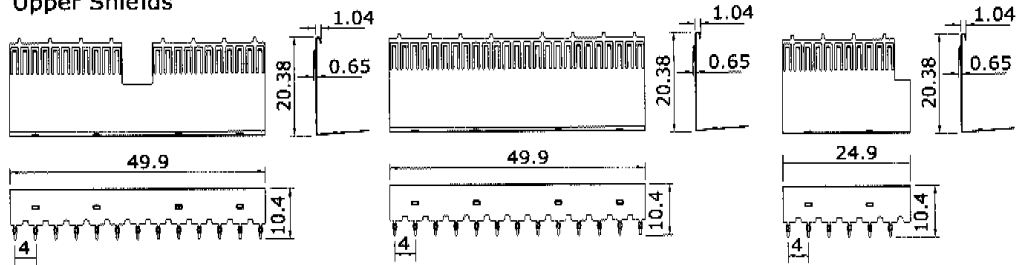
APFEL – 2.0mm HARD METRIC CONNECTORS

Shielding Covers

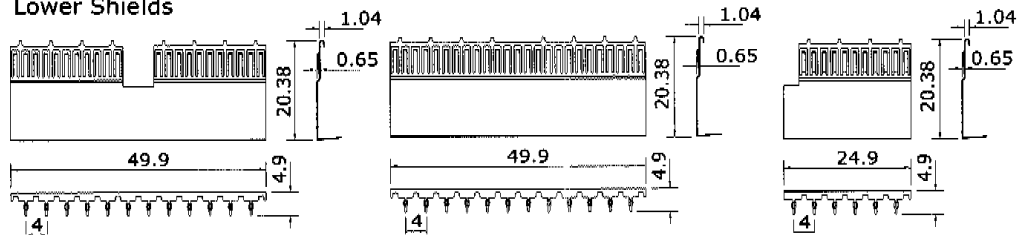
Upper ground return shield could be pre-installed to the female connectors, the lower shields are provided and assembled separately after installing of the connectors onto the printed circuit board as required. Both the upper and lower shielding covers could be ordered separately.



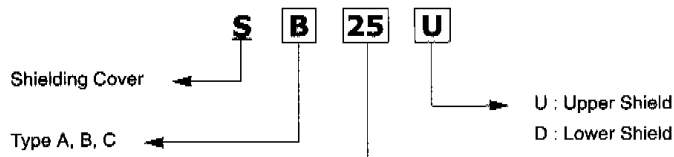
Dimensions Upper Shields



Lower Shields



Ordering Information



Dimensions shown are for reference purpose only. All dimensions are in millimetres unless otherwise specified.

Apfel-Europe (a division of Westfield Distribution Ltd) (E&OE)

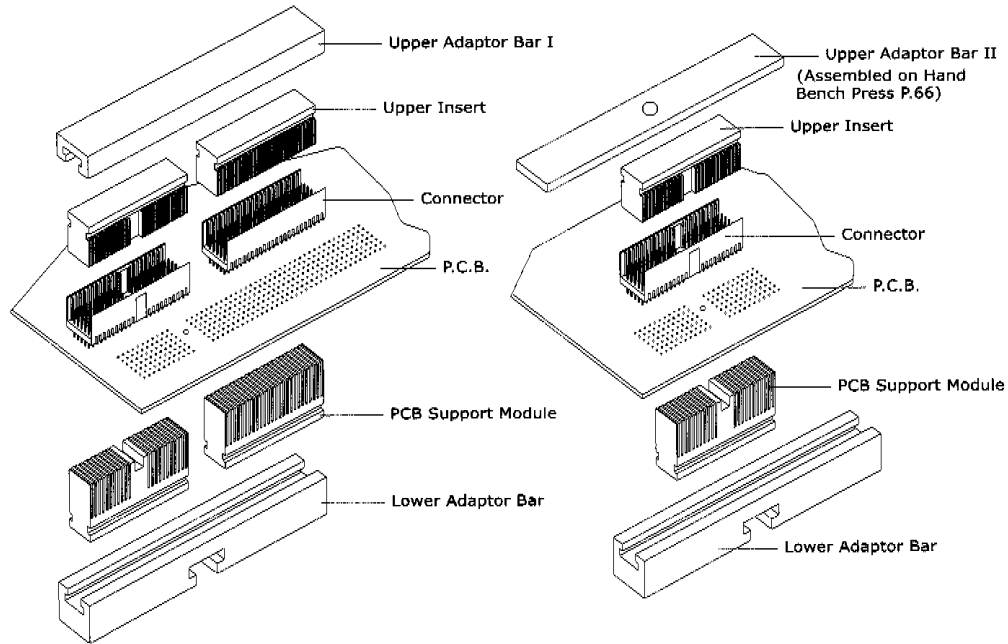
TEL: +44(0)1488 685183 E-mail: sales@apfel.co.uk FAX: +44(0)1488 685430

Disclaimer – Due to technical progress, all designs, specifications, data sheets and components are subject to change without notice. All product information contained in this catalogue / data sheet is for information only – NOT SPECIFICATION. Please call / fax / e-mail for samples and full engineering drawings. Certificates of conformance issued if required.

APFEL – 2.0mm HARD METRIC CONNECTORS

Application Toolings

Male Connector Insertion



- For Compact PCI Application

Ordering Information

Description

Upper Adaptor Bar I
 Upper Adaptor Bar II
 Upper Insert — Type A
 Upper Insert — Type B25
 Upper Insert — Type B22
 Upper Insert — Type B19
 Upper Insert — Type C
 PCB Support Module — Type A
 PCB Support Module — Type B25
 PCB Support Module — Type B22
 PCB Support Module — Type B19
 PCB Support Module — Type C
 Lower Adaptor Bar

Tool Part Number

2HB I
 2HB II
 2T1TA
 2T1TB25
 2T1TB22
 2T1TB19
 2T1TC
 2BTA
 2BTB25
 2BTB22
 2BTB19
 2BTC
 2BHB

Apfel-Europe (a division of Westfield Distribution Ltd) (E&OE)

TEL: +44(0)1488 685183 E-mail: sales@apfel.co.uk FAX: +44(0)1488 685430

Disclaimer – Due to technical progress, all designs, specifications, data sheets and components are subject to change without notice. All product information contained in this catalogue / data sheet is for information only – NOT SPECIFICATION. Please call / fax / e-mail for samples and full engineering drawings. Certificates of conformance issued if required.

APFEL – 2.0mm HARD METRIC CONNECTORS

Custom Enquiry Form

Date: _____

Company:..... **Tel:**.....

Your Name:..... **Fax:**.....

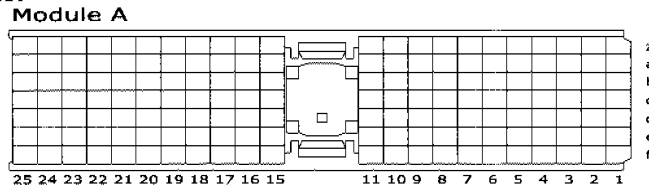
Address:..... **E-mail:**.....

..... **Sample Qty Required:**.....

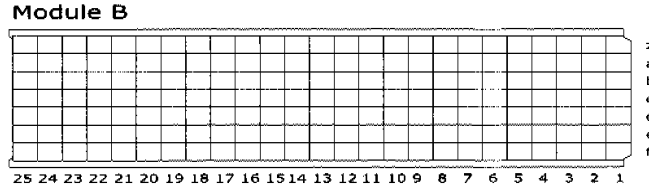
Estimated Annual Usage:.....

Fill in diagram below with designated contact types required. Unfilled positions to be left blank.

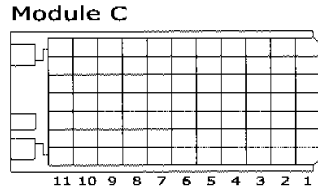
Type A Connector



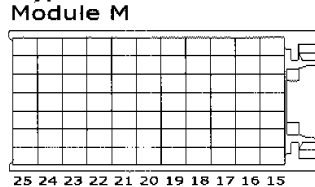
Type B Connector



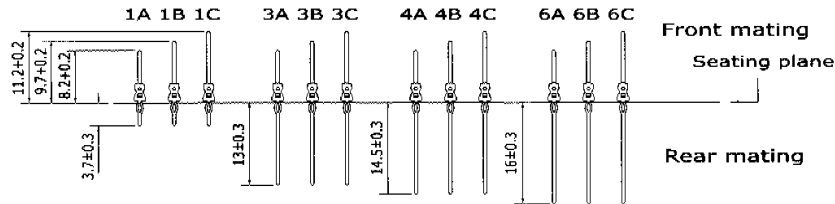
Type C Connector



Type M Connector



Pin Options



Apfel/Competition Part Number(s):.....

PLEASE FAXBACK / POST / E-MAIL TO US FOR A RAPID RESPONSE! THANK YOU.

Apfel-Europe (a division of Westfield Distribution Ltd) (E&OE)

TEL: +44(0)1488 685183 E-mail: sales@apfel.co.uk FAX: +44(0)1488 685430

Disclaimer – Due to technical progress, all designs, specifications, data sheets and components are subject to change without notice. All product information contained in this catalogue / data sheet is for information only – NOT SPECIFICATION. Please call / fax / e-mail for samples and full engineering drawings. Certificates of conformance issued if required.

APFEL – 2.0mm HARD METRIC CONNECTORS

STANDARD PRODUCT ENQUIRY FORM

Faxback to Apfel-Europe on: +44 (0) 1488 685430

Or telephone +44 (0) 1488 685183

SAMPLES / QUOTATION / TECHNICAL ASSISTANCE ON THE FOLLOWING:

Your Part No	Competition Part No	Apfel Part No	Qty per mth/yr

Notes / Descriptions:.....

.....
.....
.....
.....

Your Name:.....

Company:.....

Address:.....

.....

Tel:..... Fax:.....

E-Mail:

Apfel-Europe (a division of Westfield Distribution Ltd) (E&OE)

TEL: +44(0)1488 685183 E-mail: sales@apfel.co.uk FAX: +44(0)1488 685430

Disclaimer – Due to technical progress, all designs, specifications, data sheets and components are subject to change without notice. All product information contained in this catalogue / data sheet is for information only – NOT SPECIFICATION. Please call / fax / e-mail for samples and full engineering drawings. Certificates of conformance issued if required.